



The Waste & Resources Strategy – Options for Local Authorities

**UK Government's 25 Year Vision - Delivering 21st
Century Environmental Services in the UK Cities**

Victoria Hutchin



Welcome



- Associate Waste & Resource Management Consultant
- Top 3 in 35 under 35 Awards 2018
- 12 years of sector experience
- Chartered Waste Manager and Chartered Environmentalist
- Street cleansing, waste and recycling collection and disposal, MRF operations, public convenience cleansing, estates management, grounds maintenance
- Former Waste and Resource Manager for MRF operator
- Former LA Recycling Officer





Who are WYG?

- WYG is an award-winning professional services firm operating from more than 50 locations across the UK, Europe, Africa and Asia
- We serve our clients through six business streams:
 - International Development
 - Infrastructure & Built Environment
 - Programme & Project Management
 - Surveying & Asset Management
 - Environmental
 - Waste and Resource Management
 - Planning & Transport
- <https://www.wyg.com/consulting/environmental>



Status Quo

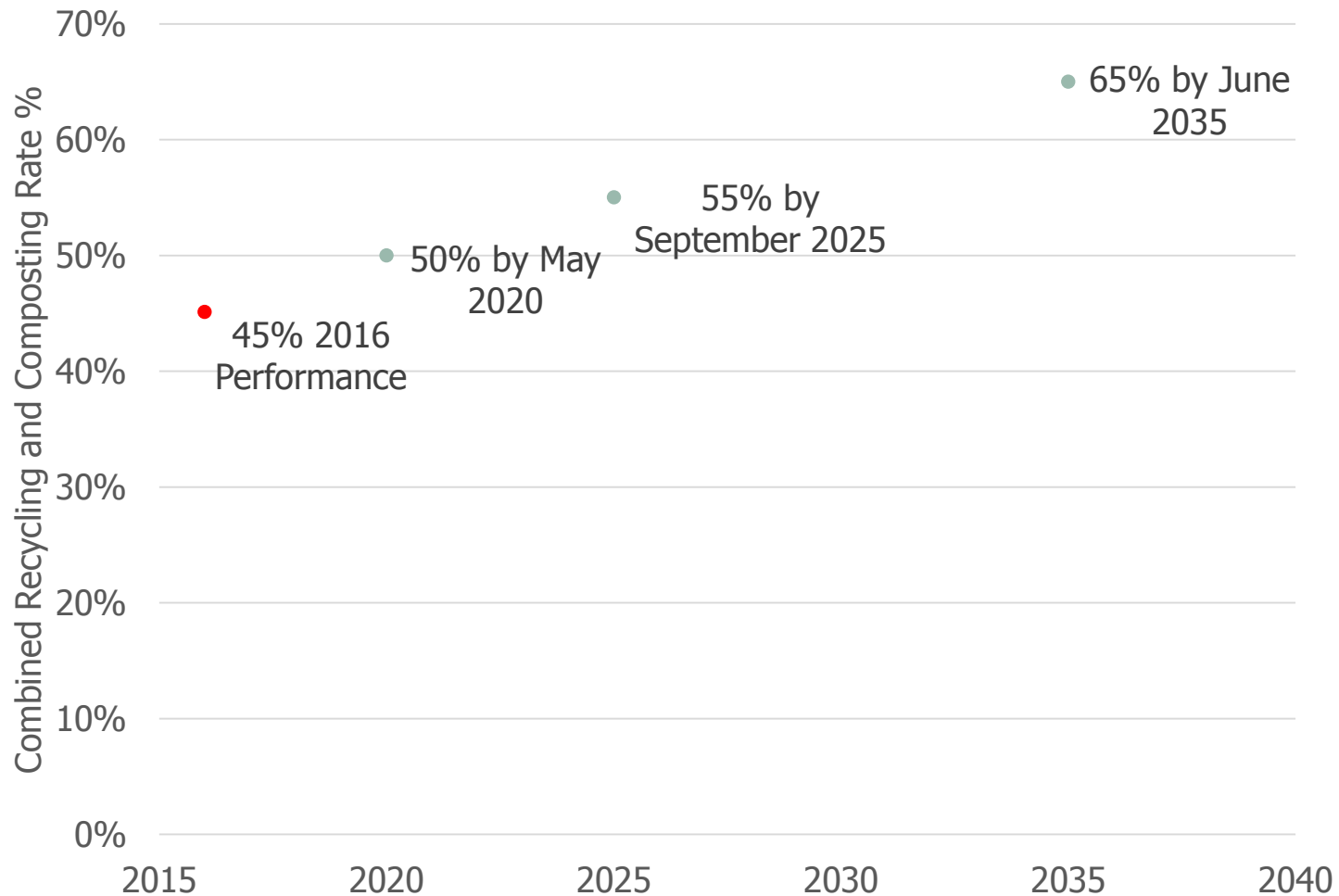
- Recycling rate 44.9% (England)
- 90% (£700m) of cost of household recycling collections and processing covered by Council tax
- 10% (£73m) covered by producers (LARAC)
- Phil Conran – Chair of advisory committee on packaging
 - Currently not about long-term sustainability
 - Focus on meeting that years' target



What might the Strategy include?

- #1 Statutory Recycling Rates
 - Commitment to Circular Economy Package
- #2 Deposit Return Scheme
 - Michael Gove has stated there will be a consultation
- #3 Extended Producer Responsibility
 - Commitment to Circular Economy Package
- #4 Plastic waste prevention
 - Bans and taxes
- #5 PRN Reform

#1 Statutory Recycling Rates





UK Performance

- How can a national recycling target be fair to all?
 - Different challenges – should cities have a lower target?
 - Different socio-demographic factors
- The higher the recycling rate the greater the challenge to improve
- Only 23% of English authorities have reach 50%
- Still 24% of authorities operate weekly collections of residual waste

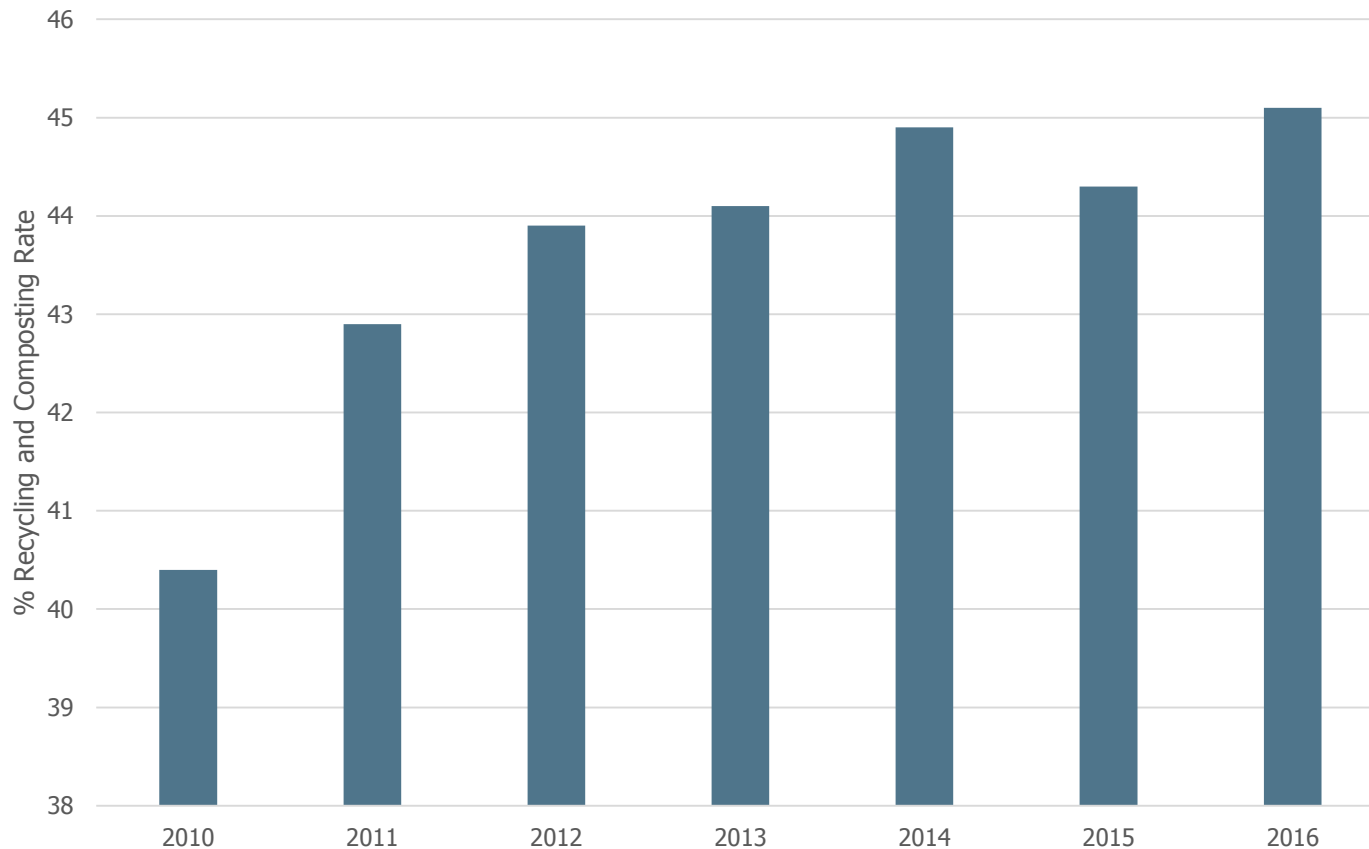
BUT

- Deposit Return Scheme
- Extended Producer Responsibility



UK Performance Continued

- UK Recycling and Composting Rate 2010 to 2016



Source: DEFRA



#2 Deposit Return Schemes

- At point of purchase, customers charged a recycling deposit on recyclable packaging, refunded when items are returned
- Public awareness is relatively low – 66% (RECOUP)
- 59% think deposit will be 10p per container or more (RECOUP)
- Producers pay to administer DRS
- DRS income fed back into the recycling system
- Align with Scotland and other devolved nations

Will it be just for on-the-go or more extensive?



Impact of DRS – the Negatives

- Potential reduction in kerbside material
- Potential reduction in income
- Certain costs are fixed
 - Minimum collection resource level
 - Admin, management and overhead
 - Assets and infrastructure
 - Contractual terms

What will this mean for local recycling rates? And will this matter?



Impact of DRS – the Positives

- Potential reduction in litter? Figures as high as 90%
- Collective savings modelled to be as high as £35m a year
- Zero Waste Scotland – Savings £50m – landfill tax and litter reduction
- Public perception is good

Will the impact be greater in cities where DRS will be more accessible?



#3 Extended Producer Responsibility

- Circular economy package – **recover at least 80%** of full net cost
- Minimum recycled contents?
- Charge a '**place on market cost**' equivalent to costs involved in management of material net commodity value
- Income from EPR could be between £500m and £1bn
- Packaging (Extended Producer Responsibility) Bill
- Likely to be 4 options to consult on
 - From retailers and producers funding LA collections to a levy


But will there be mechanisms to stop retailers and producers contracting with private sector collectors rather than LAs?

Could the private sector replace the role of LAs?

Impact of EPR



- Increase buyer awareness and influence purchasing decisions
 - Costs passed to consumer
- Incentivise activities which improve environmental outcome
- Penalties for producers who fail to meet environmental goals
- Could producers cut out the council and collections be delivered by private sector?
- Direct funding as opposed to filtered down levies preferable





Impact of EPR Continued

- 10.2 million tonnes recycled in 2016/17
- Average ~£73 per tonne cost for collecting and sorting HH recycling
- Funding of £500m = 71% of current cost
- Funding of £1bn = 129% of current cost

BUT

- Recycling rates need to improve dramatically
- Additional funding needs to cover 80% of current net cost **AND** 80% of the net cost of recycling materials not currently recycled



#4 Plastic waste prevention

- Consultation on Tax on packaging with less than 30% recycled material content
 - Why didn't Government match EC?
 - Where will the payments go?
 - Will the taxation be fed back into the recycling system?
- Consultation on banning straws, cotton buds and drink stirrers
 - Impact on businesses?
 - Should there be exemptions?
- Government will **not** be introducing a tax on plastic takeaway cups....for now!

Impact of plastic measures – the Positives



- Create demand for secondary materials
- Boost secondary commodities market in the UK
- Increase capture of recyclables
- Increase packaging costs – costs of recycled material versus virgin materials passed on
- Investment in Resprocessing infrastructure in the UK

BUT

Will the Government be as bold as Europe?



Plastics thinking in Europe

- EC voted to **ban single-use**: plates, cutlery, straws, cotton buds, 'very lightweight' plastic bags, oxo-degradable plastics and polystyrene food containers
- Member states required to **collect and recycle 90%** of plastic beverage bottles by 2025
- EPR
 - Producers cover litter clean-up costs
 - Costs of awareness raising

What will this mean for the UK? Will we adopt any of these?



Consultation is coming

1. Plastic measures
 - Taxation – how, how much, where the cash goes?
 - Bans – business impacts, economics, costs versus benefits?
2. EPR
 - Scheme design and operation?
3. Recycling cost recovery
 - Targets?
 - System Leakage?
 - Money transfer?
4. DRS
 - Still don't know if this will be 'on-the-go' or more widespread

Wider Environment

- Environment Act 2019

Best Case	Worst Case
Enshrines 25-year DEFRA Plan in Law Intermediary targets New environment watchdog	Zombie legislation <ul style="list-style-type: none">- No enforcement body- Not updated- Original EU intent eroded

- How to replace the 3rd of all EU Environmental Legislation that needs adapting to UK only?
- Lack of joined-up thinking: Clean Growth Strategy vs DEFRA 25-Year Plan
- Natural Capital Accounts by 2020 – change Treasury thinking?
- Can the devolved nations all agree?



creative minds safe hands



victoria.hutchin@wyg.com

If you would like any more
information, please visit
www.wyg.com

